

LUX SURFACE

LUX is a collection of high-performance spots for outdoor. Lux Surface is suitable for downlight applications and guarantees a direct and homogeneous lighting. It is available in different finishes, color temperatures and beam angles. Driver on-board.



SURFACE | 2700K - 14°

LAMPING

Source	LED
Total power	13,5W
Emission	14°
Switching	ON/OFF
Tension	220/240V
Color temperature	2700K
Luminous flux	1040lm
Initial luminaire efficacy	77lm/W
Initial chromaticity	SDCM<3
Typ CRI	>90
Energy class	F
IP class	65
Dimensions	Ø8,9x13,8
Materials	Aluminium
Ambient temperature range	-20°C/35°C
Performance ambient temperature	25°C
Notes	driver included
Net lamp weight	1,03 kg

Codes

BLUC0901N43DAA
BLUC0901N43DAN

Structure

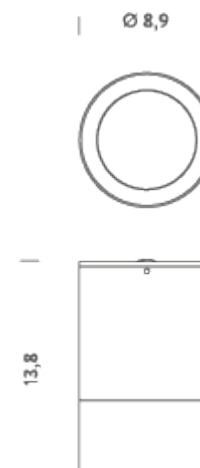
grey
black

PACKAGE

Package 01

Dimension: 23,5x15x11 cm / Gross weight: 1,18 kg

Certificazioni



SURFACE | 2700K - 53°

LAMPING

Source	LED
Total power	13,5W
Emission	53°
Switching	ON/OFF
Tension	220/240V
Color temperature	2700K
Luminous flux	900lm
Initial luminaire efficacy	67lm/W
Initial chromaticity	SDCM<3
Typ CRI	>90
Energy class	F
IP class	65
Dimensions	Ø8,9x13,8
Materials	Aluminium
Ambient temperature range	-20°C/35°C
Performance ambient temperature	25°C
Notes	driver included
Net lamp weight	1,03 kg

Codes

BLUC0901H43DAA
BLUC0901H43DAN

Structure

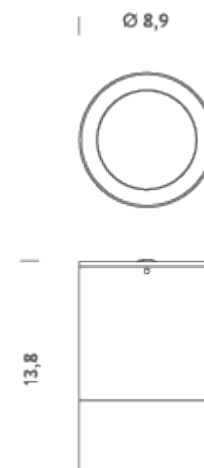
grey
black

PACKAGE

Package 01

Dimension: 23,5x15x11 cm / Gross weight: 1,18 kg

Certificazioni



SURFACE | 3000K - 14°

LAMPING

Source	LED
Total power	13,5W
Emission	14°
Switching	ON/OFF
Tension	220/240V
Color temperature	3000K
Luminous flux	1100lm
Initial luminaire efficacy	81lm/W
Initial chromaticity	SDCM<3
Typ CRI	>90
Energy class	F
IP class	65
Dimensions	Ø8,9x13,8
Materials	Aluminium
Ambient temperature range	-20°C/35°C
Performance ambient temperature	25°C
Notes	driver included
Net lamp weight	1,03 kg

Codes

BLUC0901N43WAA
BLUC0901N43WAN

Structure

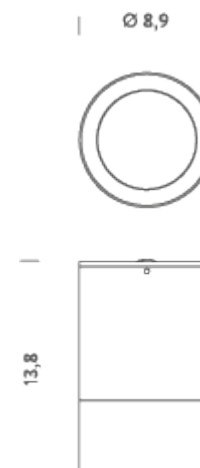
grey
black

PACKAGE

Package 01

Dimension: 23,5x15x11 cm / Gross weight: 1,18 kg

Certificazioni



SURFACE | 3000K - 53°

LAMPING

Source	LED
Total power	13,5W
Emission	53°
Switching	ON/OFF
Tension	220/240V
Color temperature	3000K
Luminous flux	950lm
Initial luminaire efficacy	70lm/W
Initial chromaticity	SDCM<3
Typ CRI	>90
Energy class	F
IP class	65
Dimensions	Ø8,9x13,8
Materials	Aluminium
Ambient temperature range	-20°C/35°C
Performance ambient temperature	25°C
Notes	driver included
Net lamp weight	1,03 kg

Codes

BLUC0901H43WAA
BLUC0901H43WAN

Structure

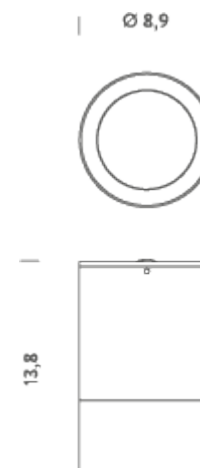
grey
black

PACKAGE

Package 01

Dimension: 23,5x15x11 cm / Gross weight: 1,18 kg

Certificazioni



SURFACE | 4000K - 14°

LAMPING

Source	LED
Total power	13,5W
Emission	14°
Switching	ON/OFF
Tension	220/240V
Color temperature	4000K
Luminous flux	1200lm
Initial luminaire efficacy	89lm/W
Initial chromaticity	SDCM<3
Typ CRI	>90
Energy class	F
IP class	65
Dimensions	Ø8,9x13,8
Materials	Aluminium
Ambient temperature range	-20°C/35°C
Performance ambient temperature	25°C
Notes	driver included
Net lamp weight	1,03 kg

Codes

BLUC0901N43NAA
BLUC0901N43NAN

Structure

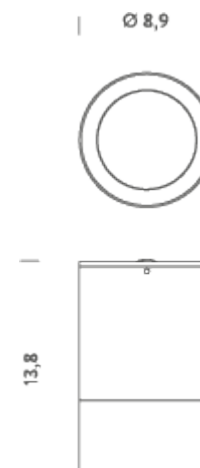
grey
black

PACKAGE

Package 01

Dimension: 23,5x15x11 cm / Gross weight: 1,18 kg

Certificazioni



SURFACE | 4000K - 53°

LAMPING

Source	LED
Total power	13,5W
Emission	53°
Switching	ON/OFF
Tension	220/240V
Color temperature	4000K
Luminous flux	1050lm
Initial luminaire efficacy	78lm/W
Initial chromaticity	SDCM<3
Typ CRI	>90
Energy class	F
IP class	65
Dimensions	Ø8,9x13,8
Materials	Aluminium
Ambient temperature range	-20°C/35°C
Performance ambient temperature	25°C
Notes	driver included
Net lamp weight	1,03 kg

Codes

BLUC0901H43NAA
BLUC0901H43NAN

Structure

grey
black

PACKAGE

Package 01

Dimension: 23,5x15x11 cm / Gross weight: 1,18 kg

Certificazioni

